



smartsolutions |



bed bugs

BASF Pest Control Solutions
The Evolution of Better Pest Control

 **BASF**

The Chemical Company

The Problem with Bed Bugs

Few pests pose control challenges as complex as bed bugs. Hard to find, persistent, and increasingly pervasive, bed bugs require considerable professional expertise, and significant client cooperation.

As if that weren't enough, research has shown that bed bug strains showing resistance to pyrethroid insecticides are now widespread throughout the United States. Factor in the repellency-related problems associated with pyrethroids and it's clear a smarter approach to controlling bed bugs is sorely needed.

The SmartSolution for Bed Bugs

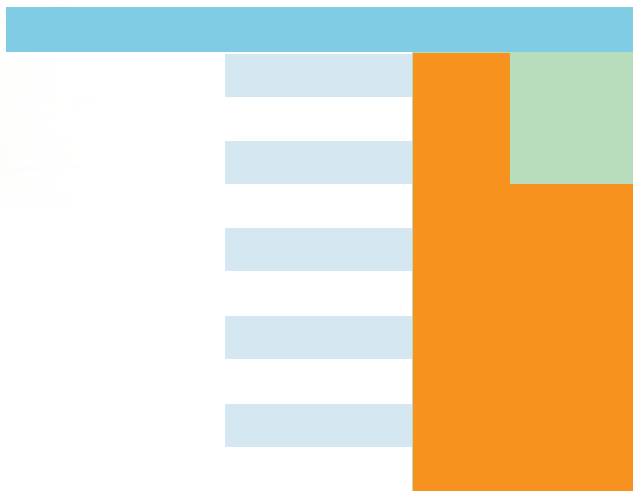
The SmartSolution for bed bugs from BASF Pest Control Solutions is based on the latest research, the Prescription Treatment® IPM approach, and new, effective strategies utilizing breakthrough materials with significant advantages over residual pyrethroids.

This guide is dedicated to discussing the strategy and treatment aspects of controlling bed bugs using a foundation of non-pyrethroid products.

A Non-pyrethroid, Nonrepellent Foundation

Traditionally, pyrethroids have been used to provide quick knockdown of bed bug populations, and, in the past, they have been effective in this capacity. But repellency and widespread pyrethroid resistance in bed bugs have made pyrethroid treatments unreliable as a stand-alone solution.

In fact, control failures often blamed on application problems might actually be due to the increased occurrence of resistant bed bug strains. This resistance is genetically conferred to subsequent populations (Table 1), which then show resistance to other chemical tools within the same class of chemistry. In other words, the problem involves all pyrethroids and is likely only to get worse.



The nonrepellent products in BASF's SmartSolution for bed bugs, on the other hand, have shown *no indication of resistance* in bed bugs. What's more, as the name implies, they do not repel bed bugs like pyrethroids can. This is important because bed bugs that survive

pyrethroid treatments during the knockdown process can abandon nesting sites and relocate to avoid pyrethroid-treated areas.

Even if bed bugs overcome the repellency effect when seeking blood meals, simply crossing a pyrethroid barrier is not enough to kill them. Significant mortality requires extended exposure to a dry pesticide residue which is best achieved through a treatment of the harborage areas. The long-lasting residues from the foundational nonrepellents in the SmartSolution for bed bugs will kill bed bugs for an extended period of time.

The Foundation Products

Phantom[®] termiticide-insecticide, Prescription Treatment[®] brand **Phantom**[®] pressurized insecticide, and Prescription Treatment[®] brand **Alpine**[®] dust insecticide effectively kill pyrethroid-resistant and non-resistant bed bugs, and, as nonrepellents, will not disperse or "lock in" pests. In addition, they utilize different classes of chemistry to avoid the development of resistance.

Phantom delivers long-lasting, nonrepellent control of pyrethroid-resistant and pyrethroid-susceptible bed bugs, and quick kill of newly hatched nymphs. Its long residual activity allows it to control subsequent bed bug populations, making it highly effective as a part of any long-lasting control protocol, and as a preventative treatment.

Phantom pressurized insecticide, with its dry formulation, kills pyrethroid-resistant and non-resistant bed bugs significantly faster than many other nonrepellent formulations. And, in Virginia Tech research, direct sprays of **Phantom** pressurized insecticide to bed bug eggs resulted in no eggs hatching.*

Prescription Treatment brand **Alpine** dust features the nonrepellent active ingredient dinotefuran, which has been granted Reduced Risk status for public health use by the EPA, making it ideal for bed bug prone voids, even in sensitive accounts.

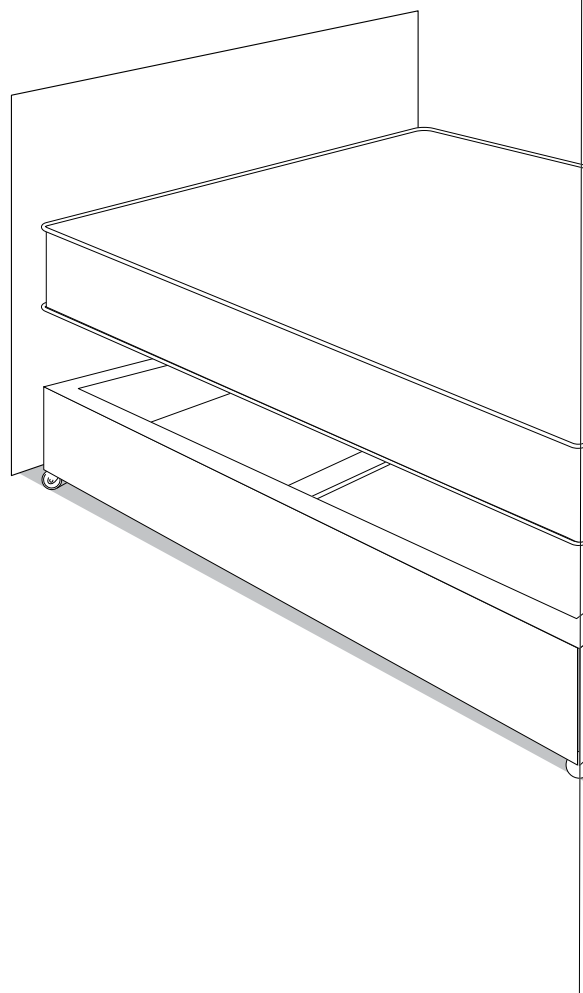
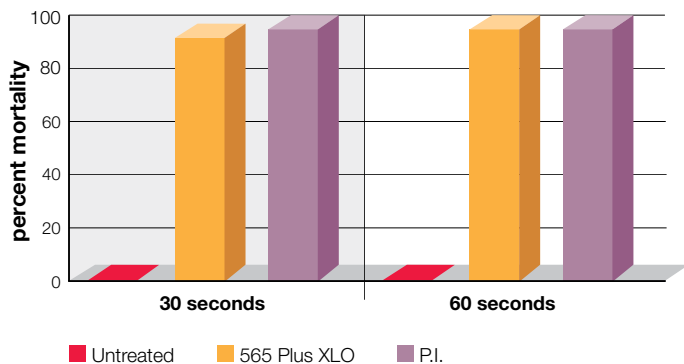
Controlling active bed bug infestations

Eliminate Exposed Bed Bugs

Vacuuming and other mechanical means of quickly killing and removing exposed bed bugs are recommended as a first step toward controlling an infestation. Focus on accessible harborages and areas disturbed during preparation where bed bugs may have scattered. Nymphs are very small and eggs nearly invisible, so complete reliance on these methods to physically remove all bed bugs is not realistic.

A directed contact treatment for quick reduction of bed bug populations is necessary in most situations where bed bugs are found, especially in complex harborages where the mechanical methods are less effective. Treating and neutralizing eggs wherever bed bugs are found is also very important. This entails application of an insecticide to exposed bed bugs within a localized area. To ensure that resistance and repellency will not sabotage your control efforts, the smartest approach is to start with a nonrepellent foundation using **Phantom**[®] termiticide-insecticide and/or Prescription Treatment[®] brand **Phantom**[®] pressurized insecticide.

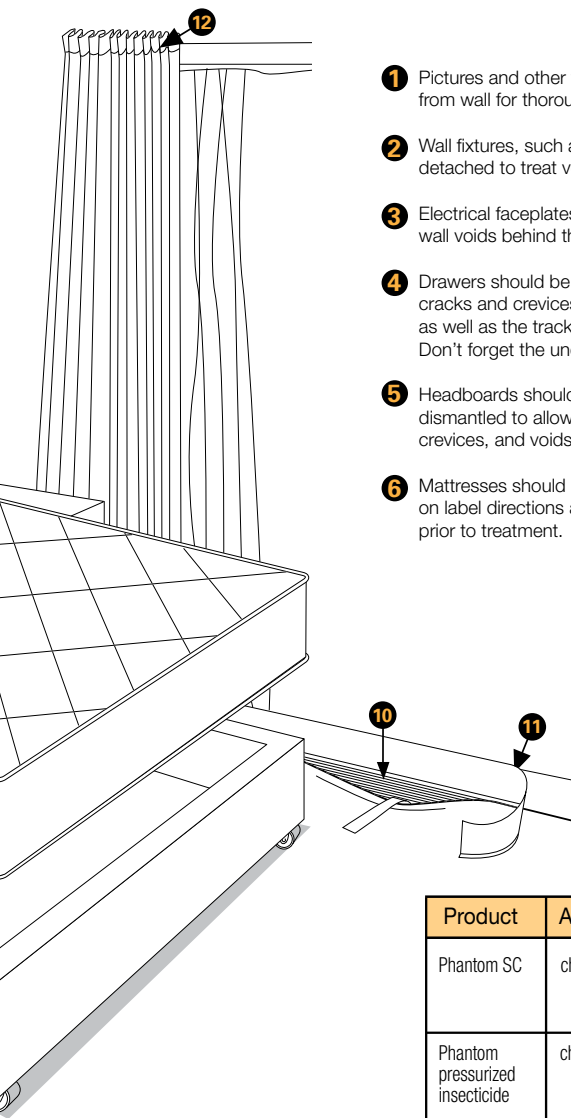
Bed Bug Control: % Mortality at 30 and 60 Seconds



For quicker kill of non-resistant bed bugs (*Figure 1*), fast-acting synergized pyrethrin contact insecticides, such as Prescription Treatment[®] brand **565 Plus XLO**[®] contact insecticide or Prescription Treatment[®] brand **P.I.**[®] contact insecticide can be used. Because these products dissipate quickly, they will not compromise the longer-term residual action of nonrepellents.

Treat Likely Harborages

Crack & Crevice[®] treatments are common around bed frames, box springs, headboards, and in cracks and crevices associated with baseboards, mouldings, carpet edging, wall fixtures, night stands, dressers, and other hard furniture. Spot treatments are common on baseboards,



- 1 Pictures and other wall hangings should be removed from wall for thorough Crack & Crevice treatment.
- 2 Wall fixtures, such as mounted lamps, should be detached to treat voids located behind them.
- 3 Electrical faceplates should be removed to treat wall voids behind them.
- 4 Drawers should be removed for easy access to all cracks and crevices on the interior of the cabinet, as well as the tracks and support of the drawers. Don't forget the underside of the cabinet.
- 5 Headboards should be removed from the wall or dismantled to allow thorough treatment to cracks, crevices, and voids located on or behind them.
- 6 Mattresses should be dealt with carefully. Be clear on label directions as they pertain to mattresses prior to treatment.
- 7 Box springs and bed platforms should be lifted and turned over for thorough investigation, and for access treatment to all sides, including the underside and internal areas.
- 8 Upholstered furniture should be inspected and treated in a way very similar to bed and box spring. Pay careful attention to all seams and folds, as well as the legs and dust liner on the underside.
- 9 Wheels, casters, posts, and legs of all furniture should be closely examined and treated.
- 10 Pulling carpet back from the wall often reveals a void beneath baseboard mouldings.
- 11 Baseboards should be spot treated, especially when they are in dark, undisturbed areas, such as behind the bed or other furniture. Baseboards often have an unsealed seam along the top where they meet the wall, and along the bottom where they meet the floor. If not sealed, be sure to treat these gaps.
- 12 Curtains can be removed from the window and heat-treated in a dryer, steam cleaned or spot treated. Be careful to test treat the fabric to avoid staining.

Table 2:
Treating Sensitive Areas

Product	Actives	Formulation	Signal Word	USE PATTERNS			Mattress Statements	System III compatible
				Crack & Crevice	Spot	Void		
Phantom SC	chlorfenapyr	liquid, <i>non-repellent residual</i>	caution				DO NOT make surface applications to mattresses. Mattress treatments must be confined to the seams, folds, and edges only. Remove linens and wash before reuse. Allow to dry before remaking bed.	
Phantom pressurized insecticide	chlorfenapyr	pressurized <i>non-repellent residual</i>	caution				DO NOT make surface applications to mattresses. Mattress treatments must be confined to the seams, folds, and edges only. Remove linens and wash before reuse. Allow to dry before remaking bed.	
565 Plus XLO	pyrethrin + PBO +MGK 264	contact insecticide	caution				Treat mattresses and box springs especially tufts, folds, and edges.	
P.I.	pyrethrin + PBO	contact insecticide	caution				Treat mattresses and box springs especially tufts, folds, and edges. Also treat other areas where bed bugs may be harboring.	
Alpine dust	dinotefuran + D.E.	dust	caution				DO NOT use this product on mattresses, pillows, bed linens, or clothes.	

undersides of dressers, drawers, and to certain areas of other furniture that bed bugs are likely to crawl on near aggregation sites or en route to feeding. **Phantom** and **Phantom** pressurized insecticide are recommended for spot and Crack & Crevice treatments due to their respective residual action and effectiveness in killing eggs.

Void treatments are applications to enclosed spaces where insects may live, hide, or travel. Common voids are hollow bed frames, platforms, walls, and other hollow structures. Dusts provide excellent long-term control when applied to voids and other harborage areas. Prescription Treatment® brand **Alpine**® dust is a nonrepellent dust labeled for bed bugs, and its Reduced Risk* active ingredient, dinotefuran, makes it ideal for sensitive accounts.

Address Sensitive Areas

Bed bugs, as the name implies, are often closely associated with the bed and human hosts. While direct treatment of troubled areas like this is tempting, it's important to keep in mind that people spend an average of one-third of their day on or around their beds. Always consult and follow the label and refrain from any deviance from the label language. The table above (*Table 2*) lists the variations in the label language relative to the treatment of one of the most sensitive areas: the mattress. Following treatment, mattress covers are often recommended to prevent future infestation in this sensitive area and to reduce risk associated with human contact of treated surfaces.

*Dinotefuran has been granted Reduced Risk status for public health use by the EPA.

Preventing bed bug infestations?

The cost to the hospitality industry of having rooms with bed bug infestations is enormous. Can steps be taken to prepare a room for the event of bed bug introduction in a way that significantly reduces the likelihood that a bed bug infestation will take hold and spread?

When weighing cost and time commitment involved in the treatment of bed bugs, BASF believes it is important to consider the value preventative treatments can present to customers in the hospitality industry, and other accounts like public transportation, movie theatres, and health care, to name a few.

Achieving preventative success requires insecticides with sufficient residual activity to give reliable results. Multiple classes of chemistry are also important to avoid the problems associated with resistance.

Phantom[®] termiticide-insecticide and Prescription Treatment[®] brand **Alpine**[®] dust are very well suited for preventing bed bugs from getting established. They are nonrepellent, long-lived, and effective on all strains, including pyrethroid-resistant bed bugs. They also utilize three different chemical class mechanisms to avoid the development of resistance.

Recent research from the University of Kentucky shows dry deposits of **Phantom** aged 4 months kill bed bugs just as quickly as fresh dry deposits (*Figure 2*). In another study, **Alpine** dust was shown to kill bed bugs one year after application (*Figure 3*).

Phantom can be applied as a Crack & Crevice[®] treatment to sites where bed bugs are likely to harbor. Apply according to label directions to generally undisturbed areas, such as behind headboards, to commonly infested areas of box springs and bed frames, baseboards, between carpet or floor covering and walls, etc.

Alpine dust can be applied in voids where bed bugs are likely to harbor. Apply according to label directions to voids near beds, luggage stands, and other voids that may harbor bed bugs or allow movement to adjacent rooms.

Figure 2:

Average Cumulative Percent Mortality for Four Strains of Bed Bugs Exposed to Fresh Dry Residues of Phantom SC 0.5 and Residues Aged Four Months.

Alvaro Romero, Kenneth F. Haynes, University of Kentucky.

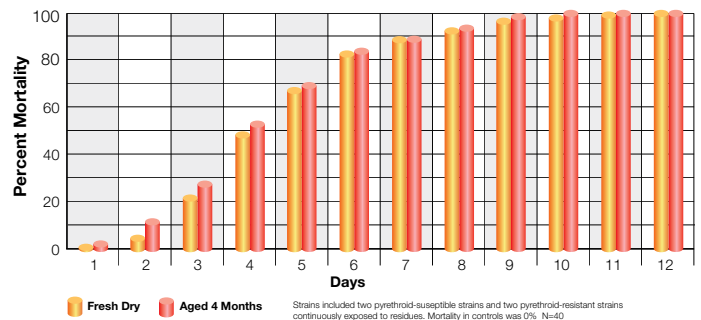
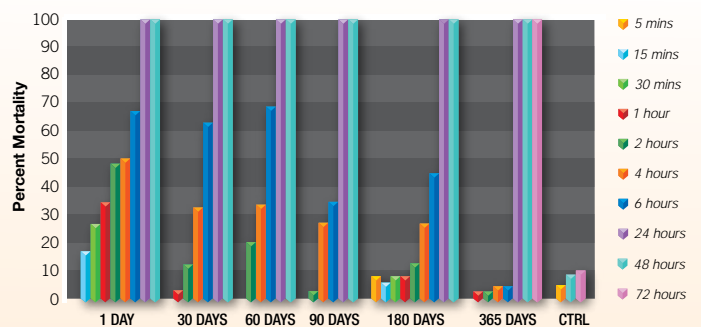


Figure 3:

Alpine Dust Insecticide Research

Bed Bugs (*Cimex lectularius*)



Insect Investigations, Ltd. 2007



Smart Support


As always, BASF Pest Control Solutions is committed to giving you everything you need to tackle your toughest pest control challenges—not just in terms of products, but in terms of expertise and support as well.

You can always find helpful information, training, marketing support, and more at PestControl.basf.us. Log on and download brochures, customer cooperation aids, and treatment scenarios to help you better understand and prepare for this challenging pest.

BASF has also launched a comprehensive homeowner-oriented Bed Bug Institute Web site (www.bedbuginstitute.com) to help educate consumers about this pest threat, and the importance of pest professionals to control and prevent it.

Get Smarter

This SmartSolution for bed bugs is just one of many planned BASF SmartSolutions to address the pest control challenges and issues that have the greatest impact on our industry and the success of your business. To inquire about additional SmartSolutions for **termites, ants, perimeter pests, cockroaches, rodents, or flies**, contact your BASF Pest Control Solutions sales representative.



3 Steps to Controlling Bed Bugs / **3 Pasos de Control de Bed Bugs**

1 identify / **identificar**

2 locate / **localizar**

3 report / **comunicar**

Maximize The Success of Your Bed Bug Service

bed bug technical training

The Prescription Treatment® Approach

BASF Pest Control Solutions believes a sound Integrated Pest Management strategy is the cornerstone of successful pest control and good stewardship. Our five-step Prescription Treatment approach includes the core IPM practices you should always employ in conjunction with any BASF SmartSolution.

- 1 Inspect** to gather the information that leads to good decisions.
- 2 Prescribe** a treatment strategy to achieve specific goals in the account.
- 3 Communicate** with the client to promote cooperation, establish expectations, and convey value.
- 4 Treat** using effective techniques and materials that support the strategy.
- 5 Follow up** to assess results.

Always read and follow label directions.

www.PestControl.basf.us

All products or logos denoted with © or TM are registered trademarks or trademarks of BASF.

© 2009 BASF Corporation. All rights reserved